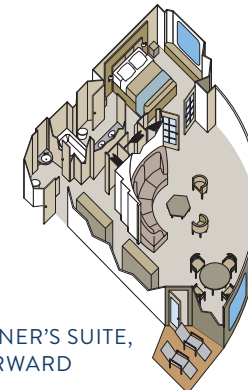
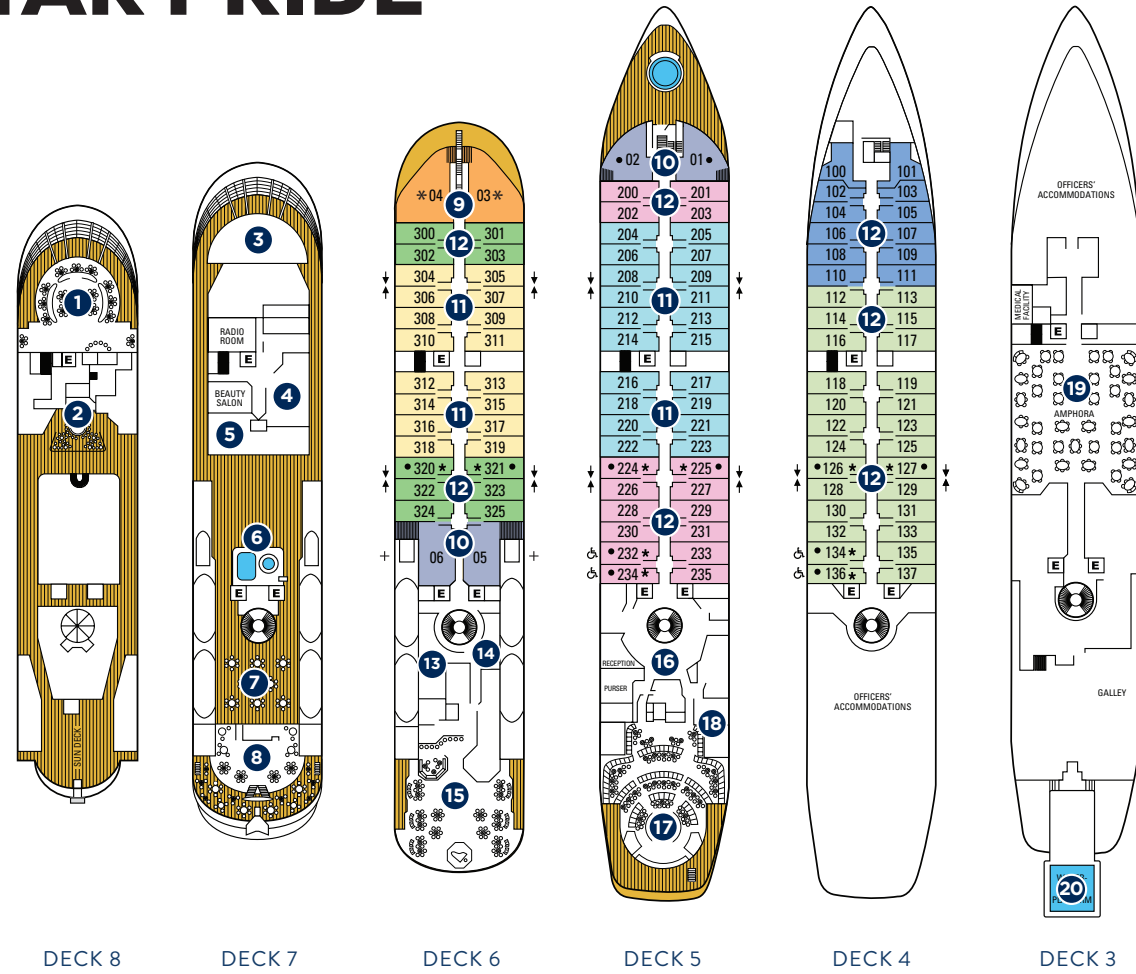


STAR PRIDE



OWNER'S SUITE, FORWARD

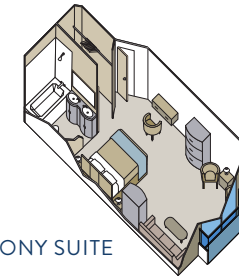
*Star Pride Owner's Suite is a slightly different layout.



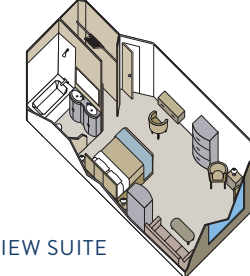
CLASSIC SUITE, MIDSHIP



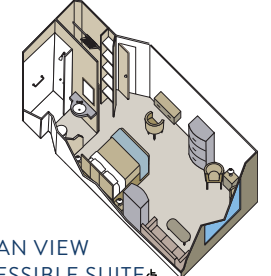
CLASSIC SUITE, FORWARD



BALCONY SUITE



OCEAN VIEW SUITE



OCEAN VIEW ACCESSIBLE SUITE

- + RESTRICTED VIEW
- ↑ ADJOINING SUITES
- E ELEVATOR
- * SHOWER ONLY
- ONE QUEEN SIZE BED ONLY (no twin option)

- ♿ MODIFIED ACCESSIBLE SUITES
- Feature a full-size bed (no twin option)
- Suites 134, 136, 232 & 234, are modified accessible, shower only with a small lip into shower, a step into the bathroom with a portable ramp, standard interior and exterior doorways.

ONBOARD SPACES

- | | |
|--------------------------------------|-------------------------|
| 1 Yacht Club Café | 11 Balcony Suites |
| 2 Star Bar | 12 Ocean View Suites |
| 3 Bridge | 13 Signature Shop |
| 4 WindSpa | 14 Library |
| 5 Fitness Center | 15 Compass Rose |
| 6 Counter-current pool and whirlpool | 16 Reception |
| 7 Courtyard | 17 Lounge |
| 8 Veranda/Candles | 18 Screening Room |
| 9 Owner's Suites | 19 AmphorA Restaurant |
| 10 Classic Suites | 20 Watersports Platform |



- OWNER'S SUITE (OW)
- CLASSIC SUITE (CS)
- BALCONY SUITE 1 (BS1)
- BALCONY SUITE (BS)
- OCEAN VIEW SUITE 3 (S3)
- OCEAN VIEW SUITE 2 (S2)
- OCEAN VIEW SUITE 1 (S1)
- OCEAN VIEW SUITE (S)

SHIP FACTS

- GUEST CAPACITY: 212
- GUEST DECKS: 6
- CREW MEMBERS: 150-153
- LENGTH: 440 feet (134 meters)
- BEAM: 63 feet (19 meters)
- DRAFT: 16.5 feet (5 meters)
- CRUISING SPEED: 15 knots
- PROPULSION: Twin propeller, driven by four Bergen marine diesel engines
- TONNAGE: 9,975 gross registered tons (grt)
- SHIP'S REGISTRY: Bahamas

ALL-SUITE SHIP

- Owner's Suites (OW):**
575 square feet (54 square meters)
- Classic Suites (CS):**
Forward Suites, 01 and 02 – 400 square feet (37 square meters)
Midship Suites, 05 and 06 – 530 square feet (49 square meters)
- Balcony Suites (BS, BS1):**
277 square feet (26 square meters)
- Ocean View Suites (S, S1, S2, S3):**
277 square feet (26 square meters)
- Ocean View Suites with 3rd berths – 112-115, 200-201, 300-301
- Modified Accessible Suites:**
277 square feet (26 square meters),
Suites 134, 136, 232, 234



Illustrations are representative only. Actual layout of ships may vary slightly.

- Access to board ship is via stairs only.
- Access to/from outside deck may require assistance with doors and thresholds.